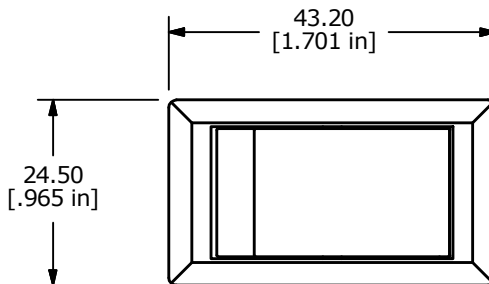
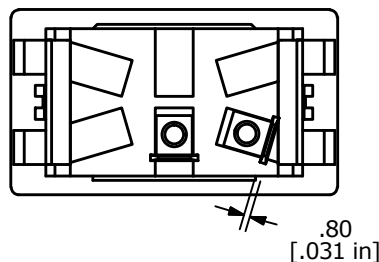
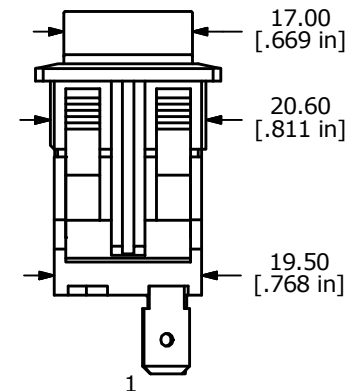
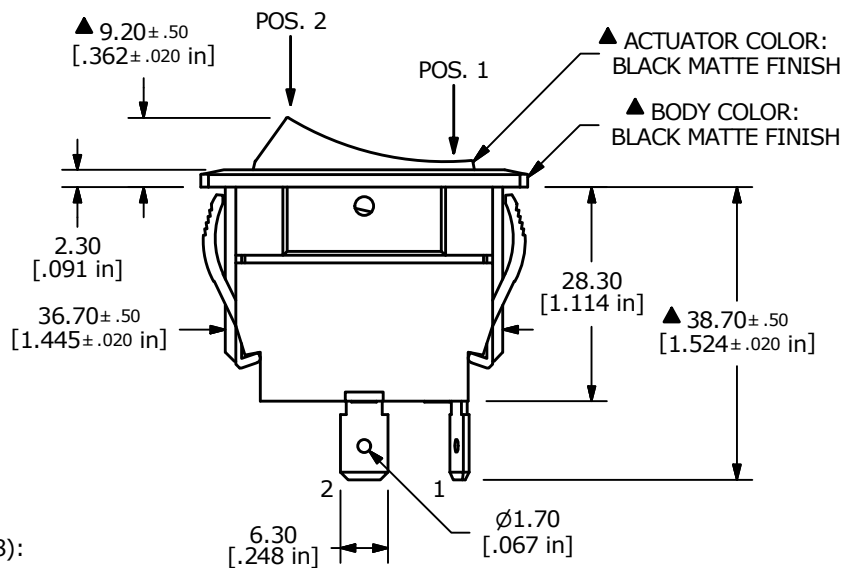
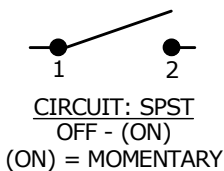


SUGGESTED PANEL CUTOUT
MAX PANEL THICKNESS 6.0mm



SWITCH FUNCTION	
POS. 2	POS. 1
(ON)	OFF
2-1	OPEN



NOTES:

- ALL DIMENSIONS IN MM [INCH]
- GENERAL TOLERANCE: X.X=± 0.4
X.XX=± 0.25
- RATINGS: ANSI/UL 508 AND CAN/CSA C22.2 NO.14 (E195908):
20A, 125VAC [cURus]
15A, 277VAC [cURus]
1.5HP, 110/250VAC [cURus]
- CONTACT RESISTANCE: 50 mΩ MAX. @ 50VAC
- INSULATION RESISTANCE: 800 MΩ MIN. @ 500VDC
- OPERATING TEMPERATURE: 0°C TO +55°C [cURus, CSA]
0°C TO +55°C [VDE]
- ELECTRICAL LIFE: 6,000 CYCLES [cURus]
- DIELECTRIC STRENGTH: 1,500V FOR 1 MINUTE
- INGRESS PROTECTION: IP54
- ▲ DENOTES CRITICAL PARAMETER
- 2011/65/EU (RoHS) COMPLIANT.

B	22503	UPDATED NOTES	5/18/17	MJR
A	19774	INITIAL RELEASE	3/18/11	CAB
REV	PCR NO	DESCRIPTION	DATE	BY

THE INFORMATION CONTAINED IN THIS DOCUMENT IS PROPRIETARY TO E-SWITCH AND IS NOT TO BE COPIED OR TRANSFERRED



TITLE RVW44D1100				
SCALE 1:1	DATE 3/18/2011	DR CAB	DWG 34-RVW44D1100	REV B